


Introductory sub-table (I)(a)			
Name of the Company:	BHARAT FORGE LIMITED		
Scrip Code : 500493	Name of the scrip : BHARATFORG	Class of security : EQUITY	
Quarter ended: SEPTEMBER 30, 2015			
Partly paid-up shares:-	No. of partly paid-up shares	As a % of total no. of partly paid-up shares	As a % of total no. of shares of the company
Held by promoter/promoter group	-	-	-
Held by public	-	-	-
<b>Total</b>	-	-	-
Outstanding convertible securities:-	No. of outstanding securities	As a % of total no. of outstanding convertible securities	As a % of total no. of shares of the company, assuming full conversion of the convertible securities
**			
Held by promoter/promoter group	-	-	-
Held by public	-	-	-
<b>Total</b>	0	0.00	0.00
Warrants:- *	No. of warrants	As a % of total no. of warrants	As a % of total no. of shares of the company, assuming full conversion of warrants
Held by promoter/promoter group	-	-	0.00
Held by public	-	-	0.00
<b>Total</b>	-	-	0.00
<b>Total paid-up capital of the company, assuming full conversion of warrants and convertible securities</b>	<b>232,794,316</b>		<b>100.00</b>



**Statement Showing Shareholding Pattern**

**Table (I)(a)**

Category code	Category of Shareholder	Number of Shareholders	Total number of shares	Number of shares held in dematerialized form	Total shareholding as a percentage of total number of shares		Shares Pledged or otherwise encumbered	
					As a percentage of (A+B) <sup>1</sup>	(VI)	As a percentage of (A+B+C)	(VII)
(I)	(II)	(III)	(IV)	(V)	(VI)	(VII)	(VIII)	(IX)=(VIII)/(IV)*100
(A)	Shareholding of Promoter and Promoter Group <sup>2</sup>							
1	Indian							
(a)	Individuals/ Hindu Undivided Family	7	808,115	808,065	0.35	0.35	-	0.00
(b)	Central Government/ State	-	-	-	-	-	-	0.00
(c)	Bodies Corporate	15	108,009,805	102,332,315	46.40	46.40	-	0.00
(d)	Financial Institutions/ Banks	-	-	-	-	-	-	0.00
(e)	Any Others(Specify)							
	<b>Sub Total(A)(1)</b>	<b>22</b>	<b>108,817,920</b>	<b>103,140,380</b>	<b>46.75</b>	<b>46.74</b>	<b>-</b>	<b>0.00</b>
2	Foreign							
a	Individuals (Non-Residents Individuals/Foreign Individuals)	-	-	-	-	-	-	0.00
b	Bodies Corporate	-	-	-	-	-	-	0.00
c	Institutions	-	-	-	-	-	-	0.00
d	Qualified Foreign Investor	-	-	-	-	-	-	0.00
e	Any Others(Specify)	-	-	-	-	-	-	0.00
	<b>Sub Total(A)(2)</b>	<b>-</b>	<b>-</b>	<b>-</b>	<b>-</b>	<b>-</b>	<b>-</b>	<b>0.00</b>
	<b>Total Shareholding of Promoter and Promoter Group (A) = (A)(1)+(A)(2)</b>	<b>22</b>	<b>108,817,920</b>	<b>103,140,380</b>	<b>46.75</b>	<b>46.74</b>	<b>-</b>	<b>0.00</b>









(1)(b) Statement showing holding of securities (including shares, warrants, convertible securities) of persons belonging to the category "Promoter and Promoter Group"

Sr. No.	Name of the shareholder	Details of Shares held			Encumbered shares (*)			Details of warrants			Details of convertible securities		Total shares (including underlying shares assuming full conversion of warrants and convertible securities) as a % of diluted share capital
		Number of shares held	As a % of grand total (A) + (B) + (C)	No.	As a percentage	As a % of grand total (A) + (B) + (C) of sub-clause (1)(a)	Number of warrants held	As a % total number of warrants of the same class	Number of convertible securities held	As a % total number of convertible securities of the same class			
(i)	(ii)	(iii)	(iv)	(v)	(vi) = (v)/(iii)*100	(vii)	(viii)	(ix)	(x)	(xi)	(xii)		
1	Mr. B.N. Kalyani	39,025	0.02	-	0.00	0.00	-	-	-	-	0.02		
2	Mr. Amit B. Kalyani	350,200	0.15	-	0.00	0.00	-	-	-	-	0.15		
3	Mr. Gaurishankar N. Kalyani	345,220	0.15	-	0.00	0.00	-	-	-	-	0.15		
4	Mrs. Sulochana N. Kalyani jointly with Mr. B. N. Kalyani	50	0.00	-	0.00	0.00	-	-	-	-	0.00		
5	Ms. Sheetal G. Kalyani	11,490	0.00	-	0.00	0.00	-	-	-	-	0.00		
6	Mrs. Rohini G. Kalyani	50,730	0.02	-	0.00	0.00	-	-	-	-	0.02		
7	Kum. Viraj G. Kalyani	11,400	0.00	-	0.00	0.00	-	-	-	-	0.00		
8	KSL Holdings Pvt. Ltd.	23,142,870	9.94	-	0.00	0.00	-	-	-	-	9.94		
9	Ajinkya Investment & Trading Company	9,818,925	4.22	-	0.00	0.00	-	-	-	-	4.22		
10	Sundaram Trading and Investment Pvt. Ltd.	29,907,087	12.85	-	0.00	0.00	-	-	-	-	12.85		
11	Kalyani Investment Company Limited	31,656,095	13.60	-	0.00	0.00	-	-	-	-	13.60		
12	BF Investment Limited	7,807,338	3.35	-	0.00	0.00	-	-	-	-	3.35		
13	Rajgad Trading Co. Pvt. Ltd.	662,760	0.28	-	0.00	0.00	-	-	-	-	0.28		
14	Tannarg Investment & Trading Pvt. Ltd.	388,000	0.17	-	0.00	0.00	-	-	-	-	0.17		
15	Yusmarg Investment & Trading Pvt. Ltd.	822,000	0.35	-	0.00	0.00	-	-	-	-	0.35		
16	Kalyani Consultants Pvt. Ltd.	328,500	0.14	-	0.00	0.00	-	-	-	-	0.14		
17	Jannhavi Investment Pvt. Ltd.	2,217,570	0.95	-	0.00	0.00	-	-	-	-	0.95		
18	Dronacharya Investment & Trading Ltd.	70,715	0.03	-	0.00	0.00	-	-	-	-	0.03		
19	Cornflower Investment & Finance Ltd	247,000	0.11	-	0.00	0.00	-	-	-	-	0.11		



20	Dandakaranya Investment & Trading Ltd	512,500	0.22	-	0.00	0.00	-	-	-	0.22
21	Campanula Investment & Finance Ltd.	344,445	0.15	-	0.00	0.00	-	-	-	0.15
22	Hastinapur Investment & Trading Ltd.	84,000	0.04	-	0.00	0.00	-	-	-	0.04
	<b>TOTAL</b>	<b>108,817,920</b>	<b>46.74</b>	<b>-</b>	<b>0.00</b>	<b>0.00</b>	<b>-</b>	<b>-</b>	<b>-</b>	<b>46.74</b>

(\*) The term "encumbrance" has the same meaning as assigned to it in regulation 28(3) of the SAST Regulations, 2011



**(D)(c)(i) Statement showing holding of securities (including shares, warrants, convertible securities) of persons belonging to the category "Public" and holding more than 1% of the total number of shares**

Sr. No.	Name of the shareholder	Number of shares held	Shares as a percentage of total number of shares {i.e., Grand Total (A)+(B)+(C) indicated in Statement at para (D)(a) above}	Details of warrants		Details of convertible securities		Total shares (including underlying shares assuming full conversion of warrants and convertible securities) as a % of diluted share capital
				Number of warrants held	As a % total number of warrants of the same class	Number of convertible securities held	% w.r.t total number of convertible securities of the same class	
1	Life Insurance Corporation of India	7,475,941	3.21	-	-	-	-	3.21
2	Reliance Capital Trustee Company Limited	6,185,296	2.66	-	-	-	-	2.66
3	Copthall Mauritius Investment Limited	2,920,152	1.25	-	-	-	-	1.25
4	Amrit Petroleum Pvt. Ltd.	2,840,216	1.22	-	-	-	-	1.22
	<b>TOTAL</b>	<b>19,421,605</b>	<b>8.34</b>	<b>-</b>	<b>-</b>	<b>-</b>	<b>-</b>	<b>8.34</b>



(1)(c)(ii) Statement showing holding of securities (including shares, warrants, convertible securities) of persons (together with PAC) belonging to the category "Public" and holding more than 5% of the total number of shares of the company

Sr. No.	Name(s) of the shareholder(s) and the Persons Acting in Concert (PAC) with them	Number of shares	Shares as a percentage of total number of shares {i.e., Grand Total (A)+(B)+(C) indicated in Statement at para (1)(a) above}	Details of warrants		Details of convertible securities		Total shares (including underlying shares assuming full conversion of warrants and convertible securities) as a % of diluted share capital
				Number of warrants	As a % total number of warrants of the same class	Number of convertible securities held	% w.r.t total number of convertible securities of the same class	
1	N.A.	-	0.00	-	-	-	-	0.00
	TOTAL	-	0.00	-	-	-	-	0.00







(II)(a) Statement showing details of Depository Receipts (DRs)

Sr. No.	Type of outstanding DR (ADRs, GDRs, SDRs, etc.)	Number of outstanding DRs	Number of shares underlying outstanding DRs	Shares underlying outstanding DRs as a percentage of total number of shares {i.e., Grand Total (A)+(B)+(C) indicated in Statement at para (I)(a) above}
1	Global Depository Receipts	9,200	9,200	0.00
	<b>TOTAL</b>	<b>9200</b>	<b>9200</b>	<b>0.00</b>



(II)(b) Statement showing holding of Depository Receipts (DRs), where underlying shares held by "promoter/promoter group" are in excess of 1% of the total number of shares

Sr. No.	Name of the DR Holder	Type of outstanding DR (ADRs, GDRs, SDRs, etc.)	Number of shares underlying outstanding DRs	Shares underlying outstanding DRs as a percentage of total number of shares {i.e., Grand Total (A)+(B)+(C) indicated in Statement at para (I)(a) above}
1	N.A.	-	-	0.00
	<b>TOTAL :</b>	-	-	0.00

